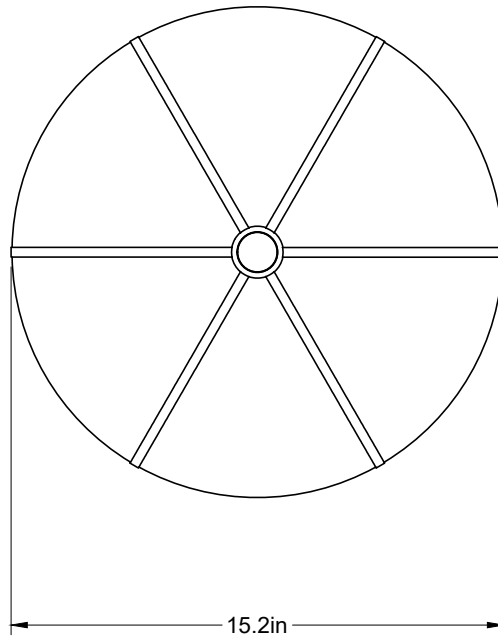
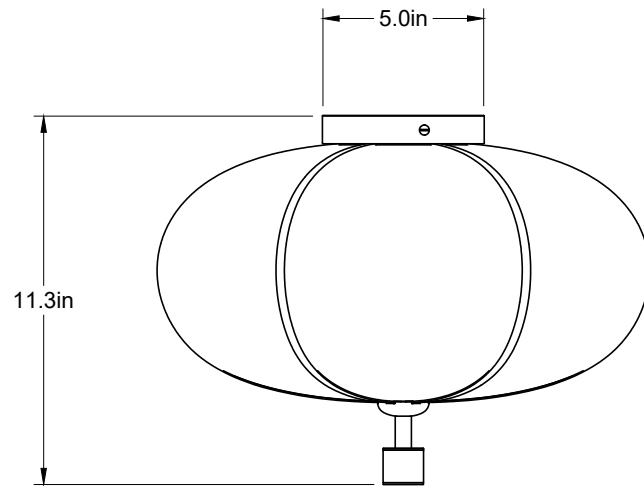




The Rib Flush Mount is available in two shapes and three sizes. Each glass pendant is blown in Italy and delicately framed by thin brass ribs. A cylindrical brass finial, with optional hand-wrapped leather or suede, elongates the pendant and adds a finishing touch of refinement.

The collection continues Konekt's exploration of opposing characteristics — finding contrast and balance between strength and fragility, soft curves and sharp lines, adornment and moderation.

Rib Flush Mount - Large Ellipse



Dimensions

15 ¼"L x 15 ¼"W x 11 ¼"H

Materials

Glass, brass and optional hand-wrapped leather or suede

Finishes

Satin brass, antique brass, oil-rubbed bronze, satin black, satin nickel, antique nickel or polished nickel

Leather color options

Maroon, tan, cream, fumo, mocha, or dark olive

Suede color options

Walnut, beige, or pearl

Lead time

8-12 weeks

Lamping

E26 | 120V | 60W


3W dimmable LED bulb included

120V; 210 lumens; 2200k color temperature

UL listed



Satin Brass



Antique Brass




Oil-Rubbed Bronze



Satin Black



Satin Nickel



Antique Nickel



Polished Nickel



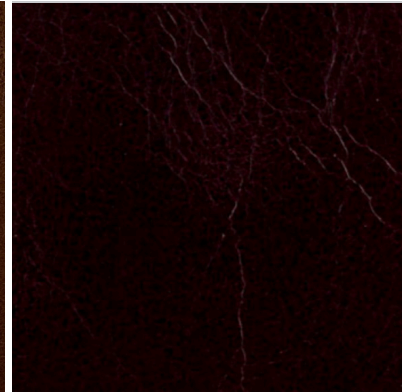
Beige Suede



Pearl Suede



Walnut Suede




Maroon Leather (distressed)




Mocha Leather



Dark Olive Leather



Fumo Leather



Tan Leather



Cream Leather